



Smart Rodent Repellent



User Guide

Content

WELCOME.....	P1
WARRANTY PROGRAM.....	P2
INSTALLATION.....	P3
HOW IT WORKS.....	P4
– MANUAL CONFIGURATION.....	P5
– BLUETOOTH CONFIGURATION.....	P6
SETTING SUGGESTIONS.....	P9
FOR LONG-LASTING RESULTS.....	P10
7 EFFECTIVE MAINTENANCE TIPS.....	P11
FREQUESNTLY ASKED QUESTIONS.....	P12
SPECIAL \$30 GIFT JUST FOR YOU.....	P14
FINAL WORDS.....	P15


WELCOME

Thank you for choosing DigiMax as your provider of home protection products. We are committed to delivering a secure and comfortable environment while ensuring the utmost respect for animal welfare, environmental preservation, and the safety of your family.

To optimize the performance of this device and ensure its seamless operation, we have provided comprehensive instructions and frequently asked questions (FAQ) for your convenience. We highly recommend carefully reviewing this manual to gain a complete understanding of its functionalities. Should you have any queries or require assistance, please do not hesitate to reach out to our dedicated support team at support@ecomartllc.com. Thank you.

APESTO WARRANTY PROGRAM

Your purchase is safeguarded by our 30-day Money Back Guarantee and 1-Year Manufacturer Warranty, providing you with peace of mind. To access comprehensive information regarding the coverage, exclusions, and the return/refund process associated with our warranty program, we invite you to scan the QR code provided below. By visiting our dedicated Warranty Program page on the Apesto website, you will find detailed guidelines and instructions to assist you.



Disclaimer:

Please note that rodents have an audible frequency range of approximately 1kHz to 100kHz, while humans have a hearing range of 0.02kHz to 20kHz. Our Smart Bluetooth Rodent Repeller is capable of generating sound waves ranging from 12kHz to 32kHz. When the repeller is set to high or medium intensity, there is a possibility that humans may be able to hear the emitted sound. We kindly request users to understand and consider the placement of the device accordingly.

INSTALLATION

Upon plugging in the rodent repellent, the device will initiate operation and emit a high-frequency ultrasonic sound. To maximize effectiveness, it is recommended to align the device directly towards the area where rodent activity has been observed.

HOW IT WORKS

The most sensitive frequency range for mice hearing is from 8 kHz to 32 kHz. The Smart Rodent Repellent is capable of generating sound waves from 12 kHz to 32 kHz, effectively stimulating mice and causing them to feel threatened and uneasy (similar to how people feel discomfort and agitation when exposed to constant noise). This compels the mice to relocate automatically, preventing them from reproducing and growing within the treated area, ultimately achieving the goal of eliminating rodent and pest infestations.

There are two methods available to configure the device settings: manual settings and remote operation via the Bluetooth App on your smartphone. Please refer to the instructions provided below for both options.

OPTION 1 – MANUAL CONFIGURATION

The machine itself only offers sound pressure adjustment. To adjust the sound pressure, please press the button on the top of the machine to adjust to low, medium, or high intensity.


For other advanced adjustments, please download the app and connect the rodent repellent with your smartphone via Bluetooth for customization.

OPTION 2 – BLUETOOTH CONFIGURATION

Step 1 - Download the Bluetooth App

Please scan the QR code below to visit our App Download page or go to the Google Play Store/Apple Store and search for Pest Guard+ to download the App.

Please note that your smartphone must be equipped with Bluetooth version 4.0 or higher in order to use the app.



Step 2 - Connect the device to your smartphone via Bluetooth

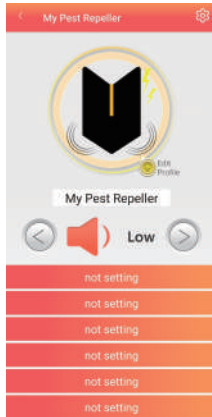
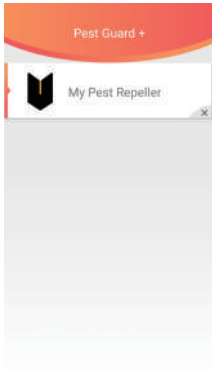
2.1 - Turn on Bluetooth on your smartphone

2.2 - Connect the rodent repellent to a wall outlet, and it will initiate an automatic search for nearby smartphones.

2.3 - Avoid manually select to connect the rodent repellent to your smartphone. Instead, proceed to open the designated App. The App will indicate whether the connection is established.

OPTION 2 – BLUETOOTH CONFIGURATION

2.4 - If you encounter difficulties accessing the App, please ensure that Bluetooth is enabled on your smartphone and proceed to restart the App.



OPTION 2 – BLUETOOTH CONFIGURATION

Step 3 - Manage your devices

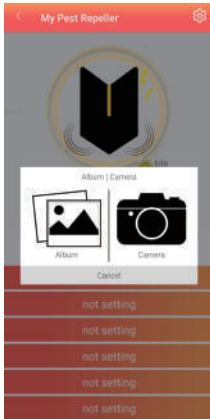
You can add a profile picture for each pest repellent for better management.

Step 4 - Adjust sound pressure

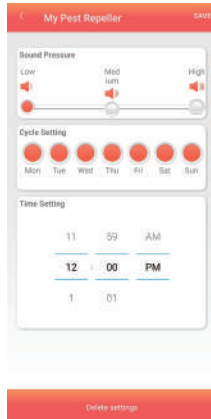
You can adjust the sound pressure to low, medium or high level.

When you change between levels, please allow 3-5 seconds for the change to work.

Also, you can set silence Timer to set intervals where the unit will not be activated and stay silent (the timer only works when the Invasion mode is selected for 24hrs).



Step 3



Step 4

SETTING SUGGESTIONS

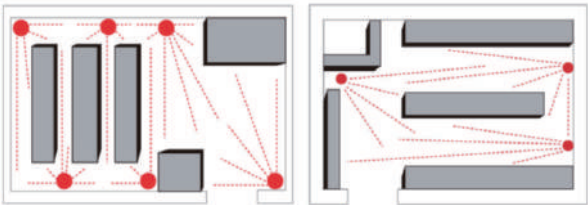
Sound Pressure:

- Low level sound pressure is used for normal infestations and is inaudible to humans.
- Medium level sound pressure is used for moderate infestations and is barely audible to humans.
- High level sound pressure is used for extreme infestations and can be heard by humans.

For installation in your house, we suggest using either the medium or low level setting for optimal effectiveness. If you have a pet dog or cat in your house, we recommend using the low level setting, as pets are more sensitive to sounds.

If you plan to use the repellent in a restaurant, warehouse, or office where humans are only present during specific times (such as daytime), we recommend utilizing our silence timer. This feature allows you to turn off the repellent during those periods.

Placement suggestions



FOR LONG LASTING RESULTS

The Smart Rodent Repellent uses ultrasonic sound waves and electromagnetic technologies to emulate a fearsome predator being present with loud sounds. For rodents, they tend to react to unfamiliar change and disturbance by running away from it. Therefore, in the first 3-7 days after plugging in the repellent, you'll notice more pest activities than before. That is indicating that the rodents are feeling disturbed and trying to find another place to hide. To maximize the effect, there are some strategies we suggest for you:

Strategy #1 – Shut off the pests' nest and path

Once the pest repeller begins its operation, pests will become uneasy and more active, seeking hiding spots. Monitor their movement and ensure to clean and seal any observed holes along their path. This prevents them from having a nest to return to.

Strategy #2 – Rotating Device Orientation Periodically

Every 3-5 days, relocate the unit to another outlet within your room. By doing so, you'll alter the direction of the ultrasonic and electromagnetic sounds, enhancing the device's effectiveness even further.

Strategy #3 - Deploying Multiple Devices

For optimal results, consider having several devices in each room. When the devices are positioned closer to pests, the noise becomes louder, intensifying their discomfort. With at least one device per room, pests won't find respite until they've exited your home.

7 EFFECTIVE MAINTENANCE TIPS

MAINTENANCE TIPS

1. **Keep Food Secure:** Avoid leaving food uncovered. Swiftly tidy your living spaces.
2. **Seal Entry Points:** Be cautious with open doors and unscreened windows, preventing new pests from entering.
3. **Store Food Properly:** Don't leave human or pet food out for long periods, as it attracts pests.
4. **Manage Garbage:** Regularly dispose of garbage to prevent pests from breeding in stagnant food sources.
5. **Secure Entryways:** If pests enter through doors, consider a door sweep or additional sealing.
6. **Unpack Carefully:** Pests, particularly roaches, might hide in stored boxes. Unpack outside if feasible to prevent infestations.
7. **Tidy Door Area:** Keep the space around your front door clear of trash and debris to discourage ant infestations caused by dropped food.

FREQUENTLY ASKED QUESTIONS

Q: Is this safe for my pet dog/cat?

A: The pest repellents are safe for pets like dogs and cats, causing no harm. However, due to pets' higher hearing frequency, their reactions to the devices may vary. While many pets ignore the repellents, some might avoid getting close.

Q: How long until I'm pest-free?

A: Most customers notice results in 7-10 days, and some even in just 2 days. In extreme cases, it might take up to 21 days. Consistently moving the repellents and maintaining cleanliness aids in long-term pest prevention.

Q: How many devices do I need for my home?

A: Typically, order 1 device per room/area, as ultrasonic sound doesn't penetrate walls. Using more devices corners pests, yielding faster results.

1 pack: Single room/small office

4 pack: Condos/apartments

6 pack: 3-bedroom homes

8 pack: 4+ bedroom homes

12 pack: Restaurants/commercial buildings

OPTION 1 – MANUAL CONFIGURATION

Q: Where should I use the Smart Rodent Repellent for best results?

A: The smart rodent repellent is designed for indoor use. Its ultrasonic sound waves utilize interior walls to bounce and fill rooms with pest-repelling sound. Height doesn't matter; place it in an open area. Avoid positioning it behind large furniture that could block speakers, like couches, bookshelves, stoves, or refrigerators. For ideal outcomes, consider placing a unit in your kitchen and bathroom, as pests are drawn to food smells and water. Always prioritize rooms with the worst pest problems.

Q: Is the Smart Rodent Repellent safe around children?

A: The smart rodent repellent is safe for people of all ages, including small children and babies.

Q: How much area does the Smart Rodent Repellent cover?

A: In a large open area (without dividing walls), it covers up to 3000 square feet. For instance, one unit should suffice for a spacious attic, basement, or kitchen/living room area.

Q: What's the lifespan of these units?

A: The average shelf life is about 2-5 years, with some lasting even longer. All our products carry a one-year manufacturer's warranty against defects.

SPECIAL \$30 GIFT JUST FOR YOU

A true and real review feedback are the backbone of our business. We would love to hear from you and your experience with this new animal repeller.

It will take only 2 minutes and we'll send you a free gift voucher (Worth USD 30) on our Green Energy products- Automaxx wind turbine for supporting us grow.

Visit the page below to leave us your honest review

www.apesto.com

You can also scan the QR code below on your smartphone to be redirected to the link above.



Thank you for supporting us - we really appreciate it!

FINAL WORDS

Since 2015, we have helped over 400,000 customers and intently listened to the feedback of each and every customers who reached out to us.

From those feedback, we designed the best pest repeller system available anywhere, and we are not stopping. We are constantly updating our products and making our products even better so that it can serve you for years to come.

Creating this Smart Rodent Repellent has been a labor of love. Your support, as our valued customers, has made this project possible. To each member of our team at Digimax, we extend our heartfelt gratitude for your belief in us. Thank you!

Team Digimax

